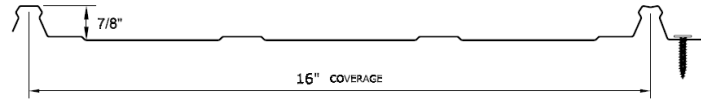






Since 1992

# LOC-RIB

## Roof & Wall Panel



GENERAL

- Concealed fastener roof & wall panel
- Attractive panel for residential and commercial applications

FEATURES & BENEFITS

- Intermediate minor ribs minimize oil canning
- Interlocking rib with mastic recess insures a positive lock and a weather tight seal
- Made from high-tensile steel for superior load capacity\*
- All painted materials have corrosion resistant metallic finish under the primer and topcoat
- *Tough Bond 3000™* SMP paint system with a 40 year written paint warranty

PROPERTIES

- Coverage: 16 inches
- Major Rib Height: 7/8"
- Major Rib Spacing: 16" o.c.
- Major Rib Configuration: Trapezoidal, Snap Lock
- Fastening: Concealed, direct fastened
- Thickness: 26 GA, 24 GA \*\*
- Minimum Roof Slope: 1:12\*\*\*
- Base Metal: 80 ksi steel



LOAD TABLES

26 GA LOC-RIB Allowable Gravity Loads (psf)							
Span	2'	2.5'	3'	3.5'	4'	4.5'	5'
Simple Span	178	112	70	44	29	20	15
Two-Span	138	90	63	46	36	28	23
Multi-Span	159	104	73	54	41	33	27

Installation recommended over solid sheeting.

\*Contact RSP for complete load tables.

\*\*Limited colors in 24 GA, contact RSP for availability.

\*\*\*Special detail at ridge and eave required

CONTACT

1010 North Nelson St. Spokane, WA 99202 Phone: (509) 535-8667 Toll Free: (800) 238-4057  
 WWW.GO-RSP.COM or WWW.RSPSS.COM

# ROLLED STEEL PRODUCTS, INC.